
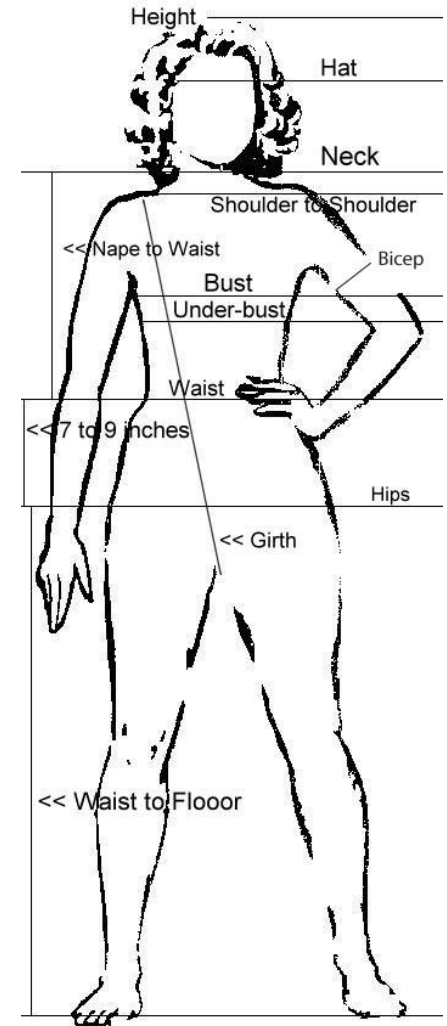


Important facts to remember when measuring an actress: Have actress remove all bulky items from pockets that could alter measurements. Remove sweaters and any bulky outer garments. Do not take her word as to measurements. Always have one qualified person measure all actresses to avoid problems arising from inaccurate measurement or changes in body sizes. Women should be wearing the type of undergarments that they will be wearing for the performance. All measurements should be taken with the actress in stocking feet. The tape measure should be pulled snugly by not too tightly around the actress.

Specific measurement instructions:

- Bust: Measure at the fullest portion.
- Bra Size: Commercial bra size and cup.
- Under-bust: Measure under the bust on the rib cage with expanded diaphragm.
- Waist: Around the natural waist line.
- Hips: Seven to nine inches down on the side of the body from the waist or at the fullest portion of the hip area. Measurement taken around the hip area.
- Height: Actress' full height in good posture and stocking feet.
- Waist to Knee: From the natural waist on the side to the knee cap on the outseam.
- Waist to Floor: From the natural waist in front to the floor in front.
- Neck: Circumference at the base of the neck.
- Full Sleeve: From the middle of the back across the shoulder and down the side of the arm while the arm is crooked.
- Arabesque Sleeve: Measure from shoulder tip (natural seam) to where cuff would end at the wrist while arm is crooked.
- Nape to Waist: From the nape of the neck in the back to the natural waist line in the back.
- Nape to Floor: From the nape of the neck in the back to the floor in the back.
- Shoulder to Shoulder: From shoulder seam to shoulder seam in the back.
- Hat: Commercial hat size or the circumference of the head (in inches) above the ears where the hat is to rest with hair or wig styled as for the performance.
- Girth: Measure from center of right shoulder seam down across the torso to the crotch, through the crotch and across the back of the torso back to the center of the right shoulder seam.
- Bicep: Circumference of upper arm midway between shoulder and elbow. Do not flex.


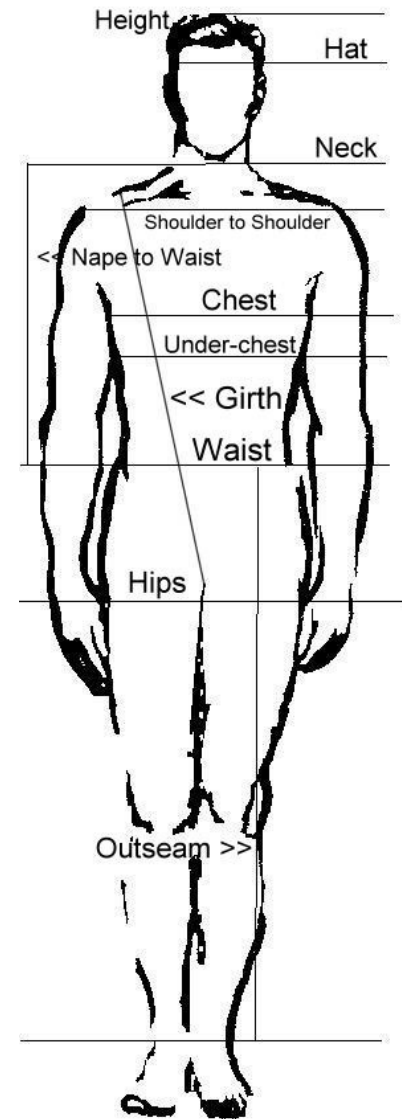


**Please have all measurements taken by a responsible adult.
Do not let high school students measure themselves or each other.
All costumes will be altered to the measurements that you provide.
Any error in measurements will create an ill-fitting costume.
If time allows, any additional alterations or costume replacements caused
by inaccurate measurements will be performed but at additional cost.**

Important facts to remember when measuring an actor: Have actor remove all bulky items from pockets that could alter measurements. Remove sweaters and any bulky outer garments. Do not take his word as to measurements. Always have one qualified person measure all actors to avoid problems arising from inaccurate measurement or changes in body sizes. All measurements should be taken with the actor in stocking feet. The tape measure should be pulled snugly by not too tightly around the actor.

Specific measurement instructions:

- Chest: Full chest measurement with expanded chest.
- Suit Size: Current, most comfortable, commercial suit size.
- Under-chest: Just under the chest at the rib cage with an expanded diaphragm.
- Waist: Around the natural waist line.
- Hips: Seven to nine inches down on the side of the body from the waist or at the fullest portion of the hip area. Measurement taken around the hip area.
- Height: Actor's full height in good posture and stocking feet.
- Inseam: From crotch to below the ankle bone.
- Outseam: From natural waist line on the side to below the ankle bone on the outseam.
- Neck: Circumference at the base of the neck.
- Sleeve: From the middle of the back across the shoulder and down the side of the arm while the arm is crooked.
- Arabesque Sleeve: Measure from shoulder tip (natural seam) to where cuff would end at the wrist while arm is crooked.
- Nape to Waist: From the nape of the neck in the back to the natural waist line in the back.
- Nape to Floor: From the nape of the neck in the back to the floor in the back.
- Shoulder to Shoulder: From shoulder seam to shoulder seam in the back.
- Hat: Circumference of the head (in inches) above the ears where the hat is to rest.
- Girth: Measure from center of right shoulder seam down across the torso to the crotch, through the crotch and across the back of the torso back to the center of the right shoulder seam.



**Please have all measurements taken by a responsible adult.
Do not let high school students measure themselves or each other.
All costumes will be altered to the measurements that you provide.
Any error in measurements will create an ill-fitting costume.
If time allows, any additional alterations or costume replacements caused
by inaccurate measurements will be performed but at additional cost.**

Broadway Costumes™, Inc
4727 West Montrose Avenue • Chicago • Illinois • 60641
312-829-6400 • www.broadwaycostumes.com